

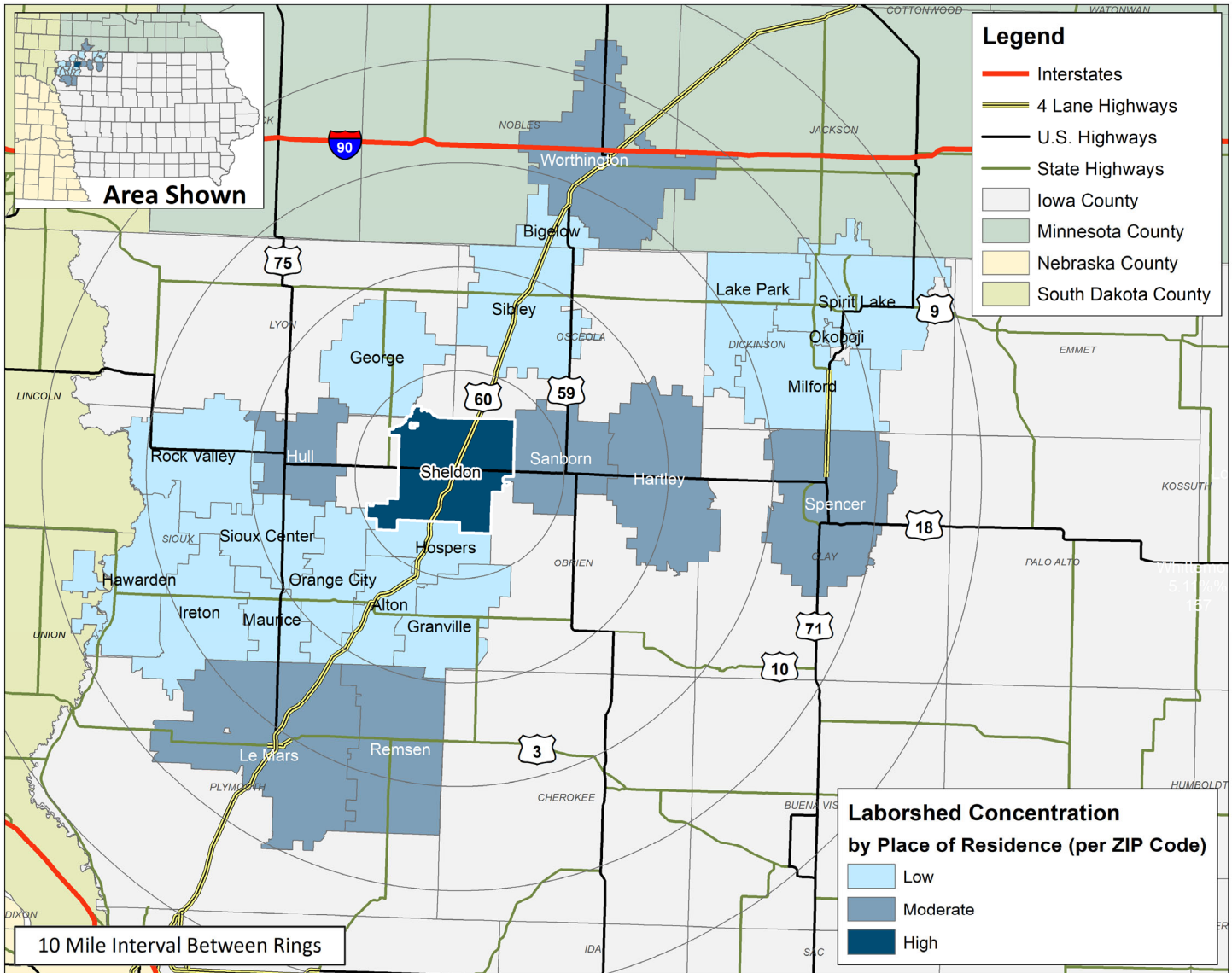
# LABOR CHARACTERISTICS



# WAREHOUSE & DISTRIBUTION

## SHELDON, IA LABORSHED AREA

CONCENTRATION OF RESPONDENTS WITHIN THE LABORSHED AREA  
WITH TRANSFERABLE EXPERIENCE/SKILLS BY PLACE OF RESIDENCE



Workers who have transferable experience/skills in the industry are currently commuting an average of 14 miles one way for work. Those who are likely to change/accept employment are willing to commute an average of 29 miles one way for the right employment opportunity.

FOR MORE INFORMATION REGARDING THE SHELDON, IA LABORSHED, CONTACT:

Sheldon Chamber and Development Corporation  
416 9th St | PO Box 276 | Sheldon, IA 51201  
Phone: (712) 324-2813 | E-mail: [cstrouth@cityofsheldon.com](mailto:cstrouth@cityofsheldon.com)  
[www.sheldoniowa.com](http://www.sheldoniowa.com)

# LABOR CHARACTERISTICS



# WAREHOUSE & DISTRIBUTION

## ESTIMATED AVAILABLE LABOR PER OCCUPATIONAL CATEGORY:

- Automotive Body and Related Repairers - 189
- Automotive Service Technicians and Mechanics - 949
- Cleaners of Vehicles and Equipment - 381
- Dispatchers, Except Police, Fire, and Ambulance - 379
- First-Line Supervisors of Mechanics, Installers, and Repairers - 571
- First-Line Supervisors of Production and Operating Workers - 950
- Heavy and Tractor-Trailer Truck Drivers - 1,709
- Installation, Maintenance, and Repair Workers, All Other - 759
- Laborers and Freight, Stock, and Material Movers, Hand - 951
- Light Truck or Delivery Services Drivers - 380
- Logisticians - 187
- Packers and Packagers, Hand - 192
- Production Workers, All Other - 1,329
- Production, Planning, and Expediting Clerks - 570
- Shipping, Receiving, and Traffic Clerks - 188
- Signal and Track Switch Repairers - 190
- Team Assemblers - 191
- Transportation, Storage, and Distribution Managers - 378

AN ESTIMATED TOTAL OF **10,443** PEOPLE IN THE LABORSHED AREA

## UNDEREMPLOYMENT (ESTIMATED):

- Low hours - 1.8% (25)
- Low income - 0.0%
- Mismatch of skills - 9.1% (128)
- Total - 10.9% (153)

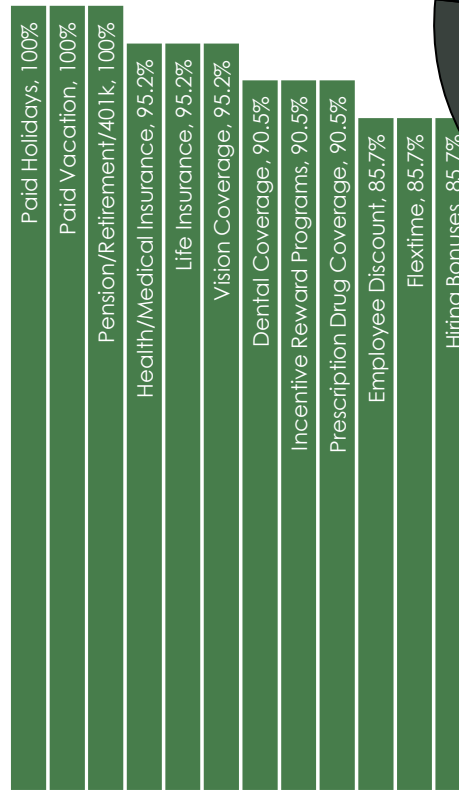
*(Individuals counted only once when estimating Total Underemployment.)*



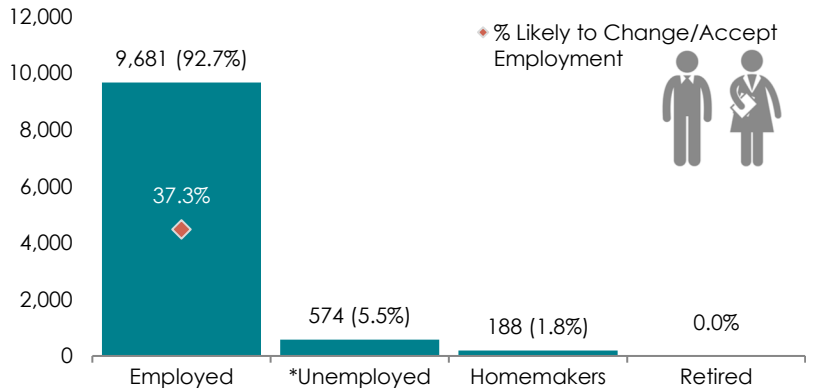
## CURRENT BENEFITS:



## DESIRED BENEFITS:



## ESTIMATED TOTAL BY EMPLOYMENT STATUS (PERCENTAGE):



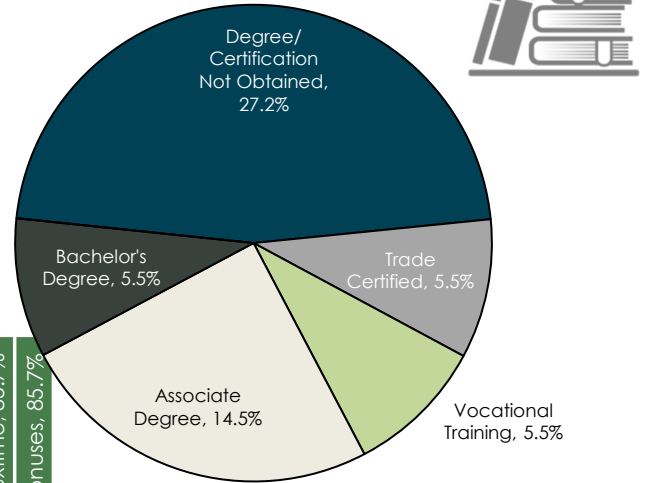
*\*Employment status is self-identified by the survey respondent. The unemployment percentage does not reflect the unemployment rate published by the U.S. Bureau of Labor Statistics, which applies a stricter definition.*

## EMPLOYMENT STATS:

- 72.7% paid an hourly wage
- 90.9% are/were employed full-time
- 9.1% are/were employed part-time
- 11.8% are/were self-employed
- 23.5% hold two or more jobs
- Currently working an average of 46 hours/week

## EDUCATIONAL LEVEL:

(58.2% HAVE AN EDUCATION BEYOND HIGH SCHOOL)



## TOP JOB SEARCH RESOURCES:

*(For those seeking employment opportunities, by use.)*

- Internet - 75.9%
  - [www.indeed.com](http://www.indeed.com)
  - [www.facebook.com](http://www.facebook.com)
  - [www.linkedin.com](http://www.linkedin.com)
- Networking through friends, family or acquaintances - 42.6%
- Newspapers - 35.2%
- IowaWORKS Centers - 25.9%



# LABOR CHARACTERISTICS



# WAREHOUSE & DISTRIBUTION

OCCUPATION	OCCUPATIONAL CODE	MEAN WAGE	ENTRY WAGE	EXPERIENCED WAGE	MEDIAN WAGE	MEAN ANNUAL SALARY
Aircraft Mechanics and Service Technicians	49-3011	\$38.10	\$25.50	\$44.39	\$32.71	\$79,242
Automotive Service Technicians and Mechanics	49-3023	\$19.37	\$13.98	\$22.07	\$20.38	\$40,297
Bus and Truck Mechanics and Diesel Engine Specialists	49-3031	\$21.84	\$15.79	\$24.87	\$22.17	\$45,437
Cargo and Freight Agents	43-5011	\$24.41	\$15.84	\$28.69	\$25.09	\$50,763
Cleaners of Vehicles and Equipment	53-7061	\$14.75	\$10.06	\$17.09	\$14.42	\$30,675
Dispatchers, Except Police, Fire, and Ambulance	43-5032	\$22.13	\$15.08	\$25.66	\$22.21	\$46,035
First-Line Supervisors of Mechanics, Installers, and Repairers	49-1011	\$26.62	\$17.53	\$31.16	\$20.60	\$55,365
First-Line Supervisors of Production and Operating Workers	51-1011	\$28.98	\$21.06	\$32.95	\$28.19	\$60,289
Heavy and Tractor-Trailer Truck Drivers	53-3032	\$19.57	\$12.06	\$23.32	\$19.72	\$40,702
Helpers--Installation, Maintenance, and Repair Workers	49-9098	\$16.21	\$13.84	\$17.40	\$15.66	\$33,723
Helpers--Production Workers	51-9198	\$18.22	\$14.28	\$20.20	\$17.96	\$37,903
Industrial Machinery Mechanics	49-9041	\$24.89	\$19.64	\$27.52	\$25.57	\$51,778
Industrial Truck and Tractor Operators	53-7051	\$18.68	\$14.57	\$20.74	\$18.38	\$38,863
Inspectors, Testers, Sorters, Samplers, and Weighers	51-9061	\$20.00	\$15.76	\$22.12	\$18.80	\$41,599
Installation, Maintenance, and Repair Workers, All Other	49-9099	\$22.19	\$17.69	\$24.45	\$21.59	\$46,164
Laborers and Freight, Stock, and Material Movers, Hand	53-7062	\$17.72	\$13.87	\$19.64	\$17.85	\$36,848
Light Truck or Delivery Services Drivers	53-3033	\$16.69	\$11.63	\$19.21	\$16.91	\$34,706
Logisticians	13-1081	\$26.85	\$17.40	\$31.57	\$22.00	\$55,845
Maintenance and Repair Workers, General	49-9071	\$18.57	\$12.86	\$21.43	\$18.10	\$38,629
Packers and Packers, Hand	53-7064	\$14.66	\$11.45	\$16.27	\$14.21	\$30,496
Production Workers, All Other	51-9199	\$20.26	\$15.09	\$22.85	\$18.96	\$42,146
Production, Planning, and Expediting Clerks	43-5061	\$21.78	\$16.83	\$24.26	\$21.62	\$45,306
Shipping, Receiving, and Traffic Clerks	43-5071	\$17.29	\$13.56	\$19.15	\$17.03	\$35,958

The 2021 Iowa Wage data for the Sheldon, IA Laborshed area was produced by the Labor Force & Occupational Analysis Bureau to provide communities local information on wages by occupation. The source of the wage and employment data is based on the May 2020 OES estimates. Additional occupational wage and employment data can be found at [www.iowalmi.gov/laborshed](http://www.iowalmi.gov/laborshed).

