

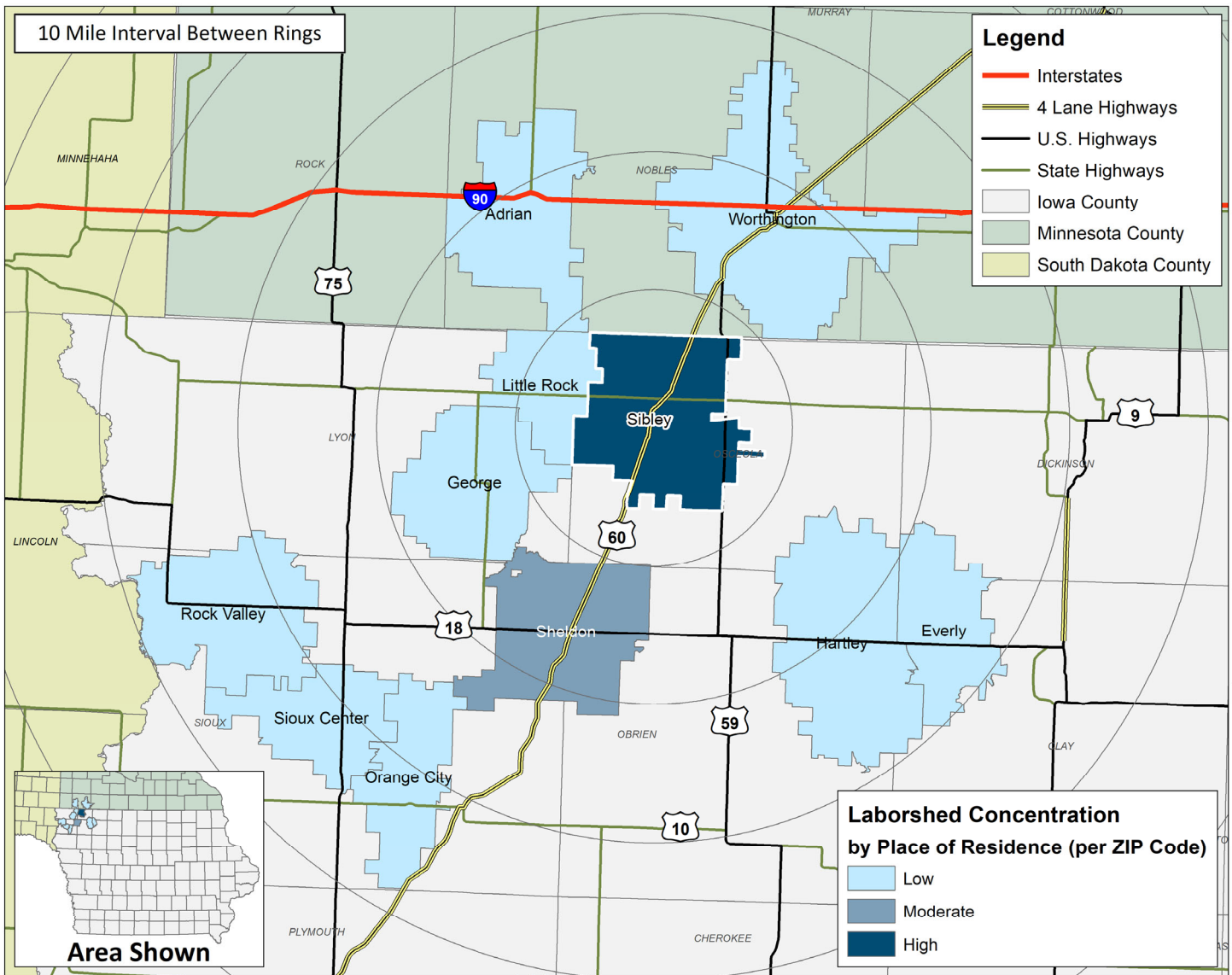
LABOR CHARACTERISTICS

FINANCIAL SERVICES



SIBLEY, IA LABORSHED AREA

CONCENTRATION OF RESPONDENTS WITHIN THE LABORSHED AREA WITH TRANSFERABLE EXPERIENCE/SKILLS BY PLACE OF RESIDENCE



Workers who have transferable experience/skills in the industry are currently commuting an average of 10 miles one way for work. Those who are likely to change/accept employment are willing to commute an average of 25 miles one way for the right employment opportunity.

FOR MORE INFORMATION REGARDING THE SIBLEY, IA LABORSHED, CONTACT:

Osceola County Economic Development Commission
300 7th Street
Sibley, IA 51249

Phone: (712) 754-2523 | E-mail: snepl@osceolacoia.org
www.osceolacountyia.gov

LABOR CHARACTERISTICS



FINANCIAL SERVICES

ESTIMATED AVAILABLE LABOR PER OCCUPATIONAL CATEGORY:

- Accountants and Auditors - 226
- Bill and Account Collectors - 117
- Bookkeeping, Accounting, and Auditing Clerks - 568
- Computer and Information Systems Managers - 112
- Customer Service Representatives - 681
- Financial Analysts - 114
- Financial Managers - 113
- Financial Specialists, All Other - 227
- First-Line Supervisors of Non-Retail Sales Workers - 116
- First-Line Supervisors of Office and Administrative Support Workers - 454
- Insurance Sales Agents - 228
- Loan Officers - 115

AN ESTIMATED TOTAL OF **3,071** PEOPLE IN THE LABORSHED AREA

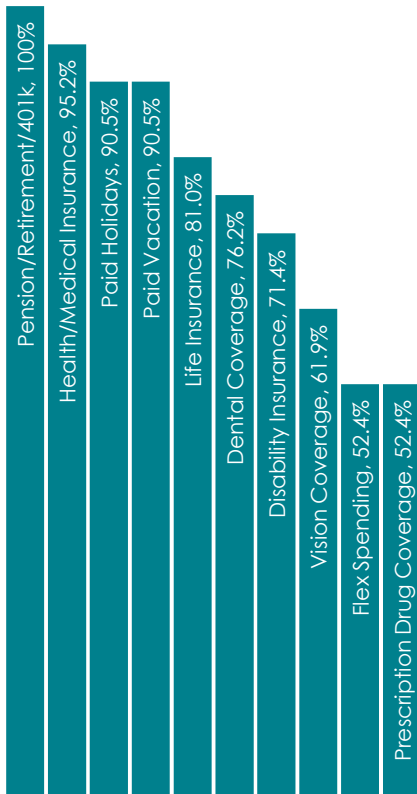
UNDEREMPLOYMENT (ESTIMATED):

- Low hours - 0.0%
- Low income - 0.0%
- Mismatch of skills - 3.7% (18)
- Total - 3.7% (18)

(Individuals counted only once when estimating Total Underemployment.)



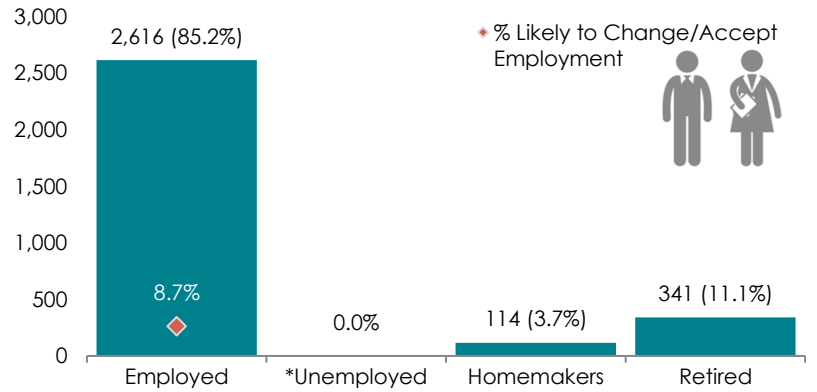
CURRENT BENEFITS:



*DESIRED BENEFITS:



ESTIMATED TOTAL BY EMPLOYMENT STATUS (PERCENTAGE):



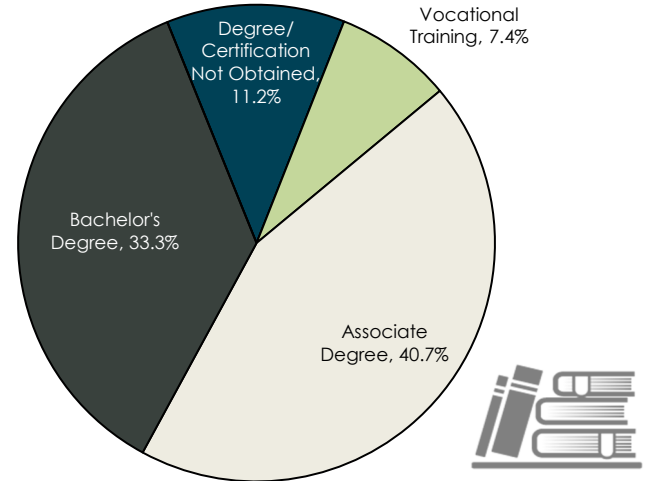
**Employment status is self-identified by the survey respondent. The unemployment percentage does not reflect the unemployment rate published by the U.S. Bureau of Labor Statistics, which applies a stricter definition.*

EMPLOYMENT STATS:

- 44.4% paid an hourly wage
- 100% are/were employed full-time
- 0.0% are/were employed part-time
- 26.1% are/were self-employed
- 21.7% hold two or more jobs
- Currently working an average of 45 hours/week

EDUCATIONAL LEVEL:

(92.6% HAVE AN EDUCATION BEYOND HIGH SCHOOL)



TOP JOB SEARCH RESOURCES:

(For those seeking employment opportunities, by use.)

- Internet - 69.2%
 - www.facebook.com
 - www.indeed.com
 - www.linkedin.com
- Networking through friends, family or acquaintances - 53.8%
- Newspapers - 19.2%
- IowaWORKS Centers - 11.5%



LABOR CHARACTERISTICS



FINANCIAL SERVICES

OCCUPATION	OCCUPATIONAL CODE	MEAN WAGE	ENTRY WAGE	EXPERIENCED WAGE	MEDIAN WAGE	MEAN ANNUAL SALARY
Accountants and Auditors	13-2011	\$30.04	\$20.72	\$34.71	\$28.05	\$62,493
Billing and Posting Clerks	43-3021	\$19.15	\$16.00	\$20.72	\$18.53	\$39,823
Bookkeeping, Accounting, and Auditing Clerks	43-3031	\$18.60	\$11.55	\$22.13	\$17.89	\$38,686
Brokerage Clerks	43-4011	\$18.95	\$13.83	\$21.52	\$16.61	\$39,426
Compliance Officers	13-1041	\$32.49	\$20.39	\$38.54	\$29.88	\$67,579
Credit Analysts	13-2041	\$32.14	\$23.92	\$36.26	\$34.38	\$66,860
Customer Service Representatives	43-4051	\$17.26	\$12.91	\$19.43	\$16.63	\$35,896
First-Line Supervisors of Non-Retail Sales Workers	41-1012	\$34.56	\$25.03	\$39.32	\$33.28	\$71,880
First-Line Supervisors of Office and Administrative Support Workers	43-1011	\$26.47	\$18.63	\$30.39	\$24.54	\$55,060
Insurance Sales Agents	41-3021	\$36.17	\$16.69	\$45.91	\$22.12	\$75,235
Loan Interviewers and Clerks	43-4131	\$19.22	\$16.35	\$20.65	\$18.80	\$39,973
Loan Officers	13-2072	\$44.04	\$29.43	\$51.35	\$39.38	\$91,605
New Accounts Clerks	43-4141	\$18.73	\$16.85	\$19.67	\$18.55	\$38,962
Personal Financial Advisors	13-2052	\$40.36	\$23.92	\$48.58	\$37.85	\$83,947
Tellers	43-3071	\$16.37	\$12.92	\$18.09	\$16.26	\$34,046

The 2021 Iowa Wage data for the Sibley, IA Laborshed area was produced by the Labor Force & Occupational Analysis Bureau to provide communities local information on wages by occupation. The source of the wage and employment data is based on the May 2020 OES estimates. Additional occupational wage and employment data can be found at www.iowalmi.gov/laborshed.

