

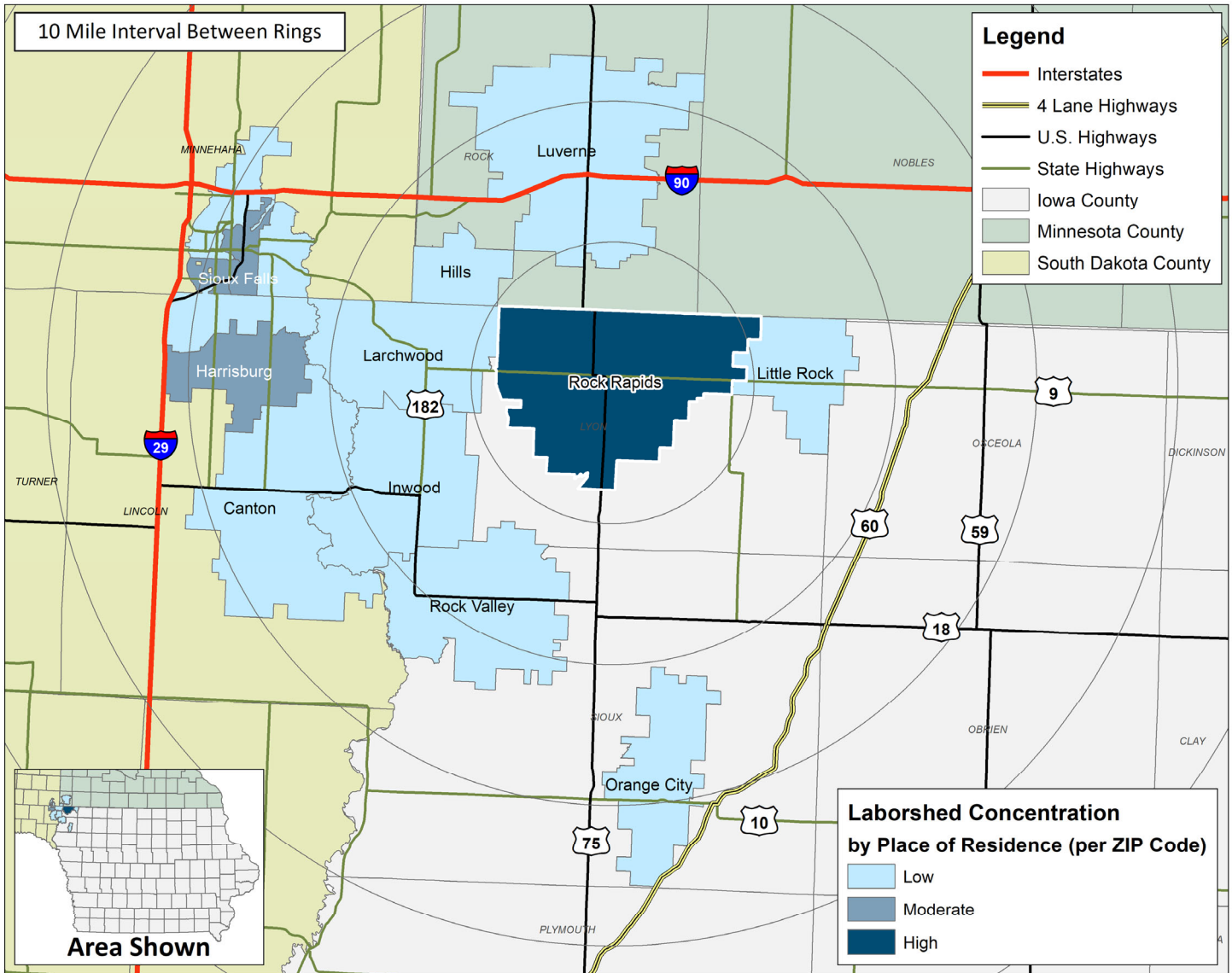
LABOR CHARACTERISTICS

FINANCIAL SERVICES



ROCK RAPIDS, IA LABORSHED AREA

CONCENTRATION OF RESPONDENTS WITHIN THE LABORSHED AREA WITH TRANSFERABLE EXPERIENCE/SKILLS BY PLACE OF RESIDENCE



Workers who have transferable experience/skills in the industry are currently commuting an average of 12 miles one way for work. Those who are likely to change/accept employment are willing to commute an average of 21 miles one way for the right employment opportunity.

FOR MORE INFORMATION REGARDING THE ROCK RAPIDS, IA LABORSHED, CONTACT:

Rock Rapids Development Corporation
411 First Ave
Rock Rapids, IA 51246
Phone: (712) 472-4585 | E-mail: development@rockrapids.net
www.rockrapids.com

LABOR CHARACTERISTICS



FINANCIAL SERVICES

ESTIMATED AVAILABLE LABOR PER OCCUPATIONAL CATEGORY:

- Accountants and Auditors - 2,271
- Bill and Account Collectors - 329
- Billing and Posting Clerks - 1,297
- Bookkeeping, Accounting, and Auditing Clerks - 330
- Compliance Officers - 320
- Computer and Information Systems Managers - 319
- Credit Analysts - 321
- Customer Service Representatives - 973
- Financial Analysts - 322
- Financial Managers - 1,622
- Financial Specialists, All Other - 325
- First-Line Supervisors of Non-Retail Sales Workers - 327
- First-Line Supervisors of Office and Administrative Support Workers - 1,947
- Insurance Claims and Policy Processing Clerks - 331
- Insurance Sales Agents - 328
- Insurance Underwriters - 323
- Loan Officers - 324
- Network and Computer Systems Administrators - 326

AN ESTIMATED TOTAL OF **12,335** PEOPLE IN THE LABORSHED AREA


UNDEREMPLOYMENT (ESTIMATED):

- Low hours - 0.0%
- Mismatch of skills - 7.9% (66)
- Low income - 2.6% (22)
- Total - 7.9% (66)

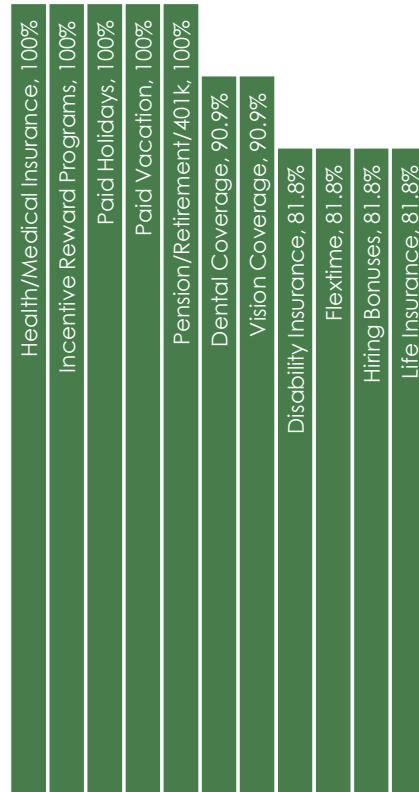
(Individuals counted only once when estimating Total Underemployment.)



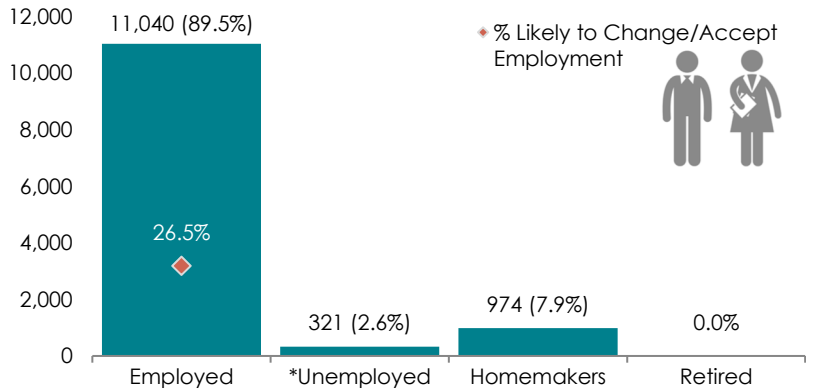
CURRENT BENEFITS:



DESIRED BENEFITS:



ESTIMATED TOTAL BY EMPLOYMENT STATUS (PERCENTAGE):



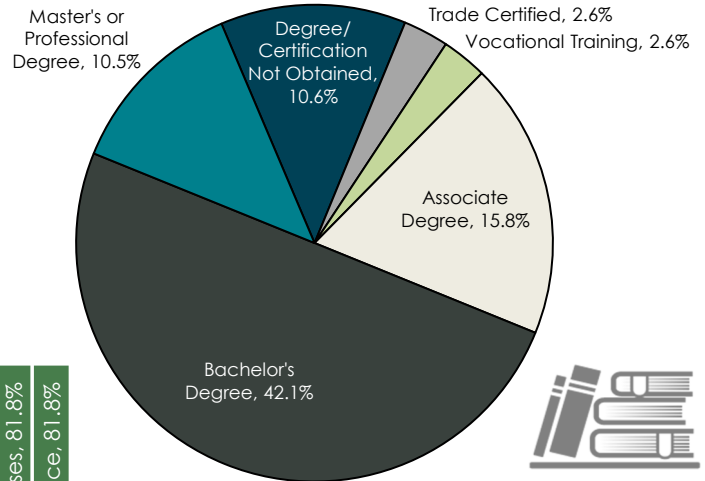
**Employment status is self-identified by the survey respondent. The unemployment percentage does not reflect the unemployment rate published by the U.S. Bureau of Labor Statistics, which applies a stricter definition.*

EMPLOYMENT STATS:

- 52.6% paid an hourly wage
- 94.7% are/were employed full-time
- 5.3% are/were employed part-time
- 8.8% are/were self-employed
- 20.6% hold two or more jobs
- Currently working an average of 44 hours/week

EDUCATIONAL LEVEL:

(84.2% HAVE AN EDUCATION BEYOND HIGH SCHOOL)



TOP JOB SEARCH RESOURCES:

(For those seeking employment opportunities, by use.)

- Internet - 81.1%
 - www.indeed.com
 - www.linkedin.com
 - www.monster.com
- Networking through friends, family or acquaintances - 48.6%
- Newspapers - 16.2%
- IowaWORKS Centers - 13.5%



LABOR CHARACTERISTICS



FINANCIAL SERVICES

OCCUPATION	OCCUPATIONAL CODE	MEAN WAGE	ENTRY WAGE	EXPERIENCED WAGE	MEDIAN WAGE	MEAN ANNUAL SALARY
Accountants and Auditors	13-2011	\$34.84	\$26.12	\$39.20	\$32.88	\$72,467
Bill and Account Collectors	43-3011	\$16.82	\$12.98	\$18.73	\$16.82	\$34,981
Billing and Posting Clerks	43-3021	\$17.00	\$13.15	\$18.93	\$16.82	\$35,360
Bookkeeping, Accounting, and Auditing Clerks	43-3031	\$18.05	\$13.64	\$20.25	\$17.91	\$37,536
Claims Adjusters, Examiners, and Investigators	13-1031	\$31.28	\$22.70	\$35.57	\$30.20	\$65,065
Compliance Officers	13-1041	\$31.91	\$22.28	\$36.73	\$30.62	\$66,380
Computer and Information Systems Managers	11-3021	\$68.90	\$52.36	\$77.17	\$65.30	\$143,310
Credit Analysts	13-2041	\$32.48	\$22.48	\$37.47	\$30.31	\$67,552
Credit Counselors	13-2071	\$18.43	\$14.38	\$20.45	\$18.28	\$38,328
Customer Service Representatives	43-4051	\$17.30	\$13.18	\$19.35	\$16.91	\$35,975
Financial Examiners	13-2061	\$50.14	\$28.67	\$60.88	\$44.40	\$104,300
Financial Managers	11-3031	\$64.97	\$41.43	\$76.74	\$62.92	\$135,134
First-Line Supervisors of Non-Retail Sales Workers	41-1012	\$53.47	\$31.96	\$64.23	\$48.69	\$111,222
First-Line Supervisors of Office and Administrative Support Workers	43-1011	\$26.31	\$19.17	\$29.89	\$25.56	\$54,735
Insurance Claims and Policy Processing Clerks	43-9041	\$18.75	\$16.38	\$19.93	\$18.42	\$38,996
Insurance Sales Agents	41-3021	\$36.66	\$21.61	\$44.19	\$31.77	\$76,256
Insurance Underwriters	13-2053	\$33.41	\$24.68	\$37.78	\$32.59	\$69,500
Loan Interviewers and Clerks	43-4131	\$19.06	\$16.09	\$20.55	\$18.78	\$39,650
Loan Officers	13-2072	\$34.98	\$25.04	\$39.95	\$32.97	\$72,750
New Accounts Clerks	43-4141	\$18.31	\$15.98	\$19.48	\$18.29	\$38,092
Personal Financial Advisors	13-2052	\$35.78	\$22.75	\$42.30	\$29.81	\$74,431
Securities, Commodities, and Financial Services Sales Agents	41-3031	\$43.80	\$22.17	\$54.62	\$28.95	\$91,107
Telemarketers	41-9041	\$12.76	\$10.73	\$13.77	\$12.24	\$26,538
Tellers	43-3071	\$15.10	\$12.75	\$16.27	\$14.70	\$31,404

The 2021 Iowa Wage data for the Rock Rapids, IA Laborshed area was produced by the Labor Force & Occupational Analysis Bureau to provide communities local information on wages by occupation. The source of the wage and employment data is based on the May 2020 OES estimates. Additional occupational wage and employment data can be found at www.iowalmi.gov/laborshed.