

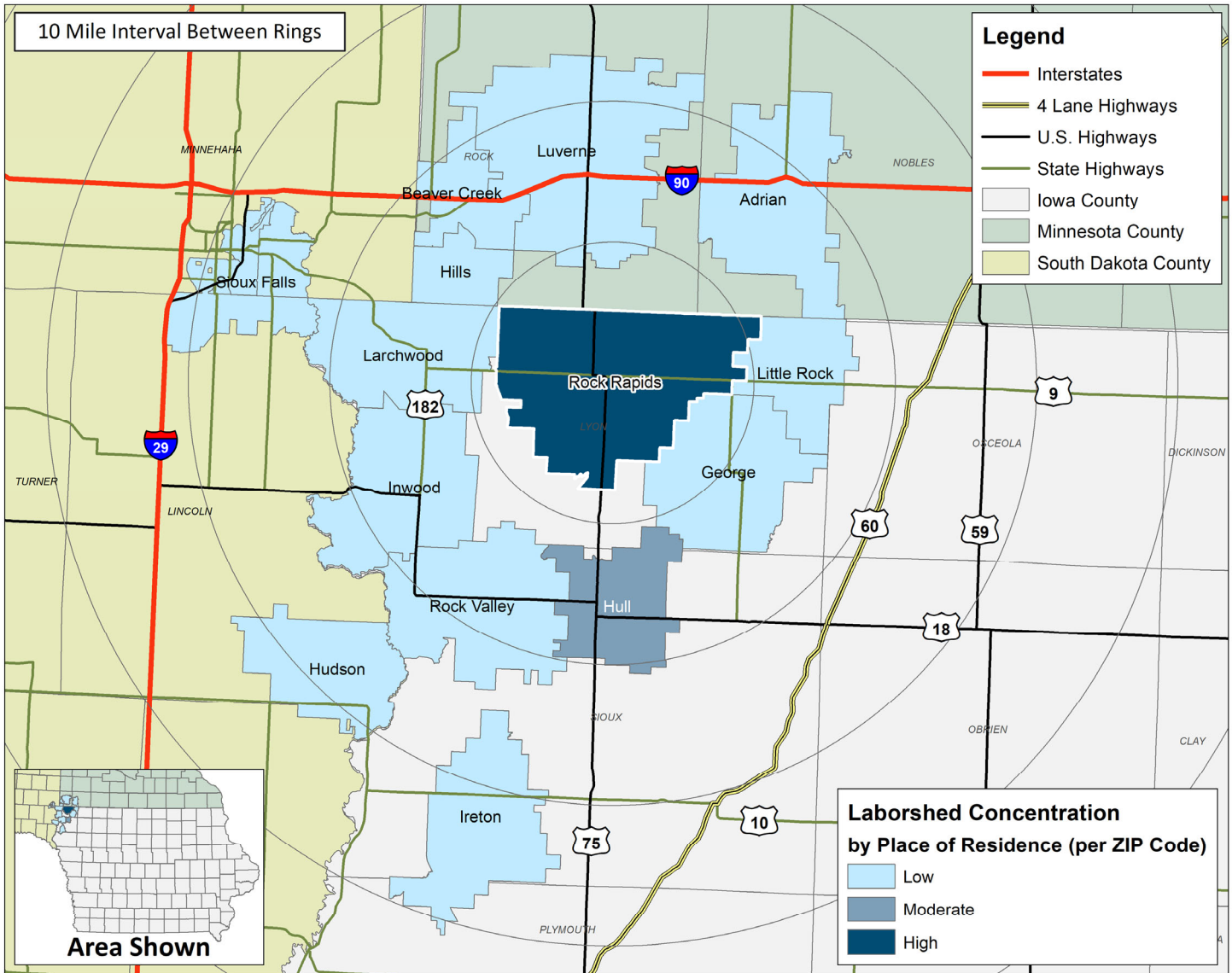
LABOR CHARACTERISTICS

BIOTECHNOLOGY



ROCK RAPIDS, IA LABORSHED AREA

CONCENTRATION OF RESPONDENTS WITHIN THE LABORSHED AREA
WITH TRANSFERABLE EXPERIENCE/SKILLS BY PLACE OF RESIDENCE



Workers who have transferable experience/skills in the industry are currently commuting an average of 9 miles one way for work. Those who are likely to change/accept employment are willing to commute an average of 29 miles one way for the right employment opportunity.

FOR MORE INFORMATION REGARDING THE ROCK RAPIDS, IA LABORSHED, CONTACT:

Rock Rapids Development Corporation
411 First Ave
Rock Rapids, IA 51246
Phone: (712) 472-4585 | E-mail: development@rockrapids.net
www.rockrapids.com

LABOR CHARACTERISTICS



BIOTECHNOLOGY

ESTIMATED AVAILABLE LABOR PER OCCUPATIONAL CATEGORY:

- Agricultural Workers, All Other - 327
- Architectural and Engineering Managers - 319
- Biological Technicians - 323
- Buyers and Purchasing Agents, Farm Products - 320
- Conservation Scientists - 322
- Engineering Technicians, Except Drafters, All Other - 975
- Engineers, All Other - 974
- Farmers, Ranchers, and Other Agricultural Managers - 8,754
- Farmworkers and Laborers, Crop, Nursery, and Greenhouse - 325
- Farmworkers, Farm, Ranch, and Aquacultural Animals - 326
- First-Line Supervisors of Production and Operating Workers - 976
- Food Scientists and Technologists - 321
- Industrial Engineers - 648
- Industrial Production Managers - 973
- Inspectors, Testers, Sorters, Samplers, and Weighers - 328
- Veterinary Technologists and Technicians - 324

AN ESTIMATED TOTAL OF **16,535** PEOPLE IN THE LABORSHED AREA

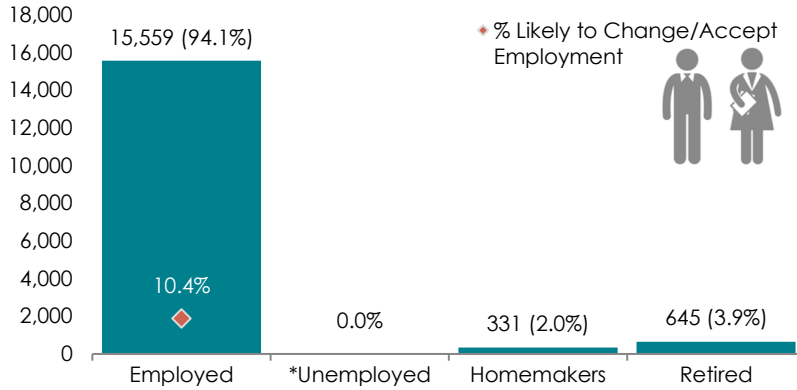
UNDEREMPLOYMENT (ESTIMATED):

- Low hours - 0.0%
- Low income - 0.0%
- Mismatch of skills - 0.0%
- Total - 0.0%

(Individuals counted only once when estimating Total Underemployment.)



ESTIMATED TOTAL BY EMPLOYMENT STATUS (PERCENTAGE):



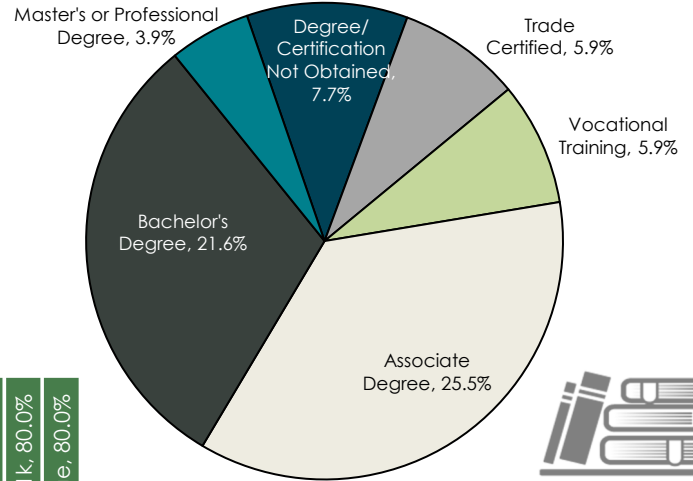
**Employment status is self-identified by the survey respondent. The unemployment percentage does not reflect the unemployment rate published by the U.S. Bureau of Labor Statistics, which applies a stricter definition.*

EMPLOYMENT STATS:

- 58.8% paid an annual salary
- 96.1% are/were employed full-time
- 3.9% are/were employed part-time
- 62.5% are/were self-employed
- 31.9% hold two or more jobs
- Currently working an average of 55 hours/week

EDUCATIONAL LEVEL:

(70.5% HAVE AN EDUCATION BEYOND HIGH SCHOOL)



CURRENT BENEFITS:



DESIRED BENEFITS:



TOP JOB SEARCH RESOURCES:

(For those seeking employment opportunities, by use.)

- Internet - 69.4%
 - www.indeed.com
 - www.linkedin.com
- Networking through friends, family or acquaintances - 57.1%
- Newspapers - 40.8%
- Private Employment Services - 28.6%



LABOR CHARACTERISTICS



BIOTECHNOLOGY

OCCUPATION	OCCUPATIONAL CODE	MEAN WAGE	ENTRY WAGE	EXPERIENCED WAGE	MEDIAN WAGE	MEAN ANNUAL SALARY
Agricultural Inspectors	45-2011	\$27.96	\$19.96	\$31.96	\$26.34	\$58,164
Animal Scientists	19-1011	\$30.63	\$24.54	\$33.68	\$30.02	\$63,708
Architectural and Engineering Managers	11-9041	\$57.78	\$35.61	\$68.86	\$58.44	\$120,175
Biological Technicians	19-4021	\$15.05	\$13.60	\$15.77	\$14.58	\$31,298
Chemical Equipment Operators and Tenders	51-9011	\$24.44	\$16.33	\$28.50	\$23.00	\$50,841
Chemical Technicians	19-4031	\$22.81	\$17.67	\$25.37	\$22.21	\$47,436
Conservation Scientists	19-1031	\$30.57	\$22.96	\$34.37	\$31.35	\$63,586
Cooling and Freezing Equipment Operators and Tenders	51-9193	\$16.95	\$15.19	\$17.83	\$17.41	\$35,254
Dietitians and Nutritionists	29-1031	\$26.09	\$21.02	\$28.63	\$25.46	\$54,277
Engineers, All Other	17-2199	\$36.09	\$28.08	\$40.10	\$35.91	\$75,074
Environmental Engineers	17-2081	\$40.83	\$34.20	\$44.15	\$39.96	\$84,929
Environmental Scientists and Specialists, Including Health	19-2041	\$31.64	\$26.76	\$34.08	\$30.41	\$65,815
First-Line Supervisors of Farming, Fishing, and Forestry Workers	45-1011	\$32.35	\$27.84	\$34.61	\$29.42	\$67,290
First-Line Supervisors of Production and Operating Workers	51-1011	\$29.91	\$23.56	\$33.08	\$29.47	\$62,211
Industrial Engineers	17-2112	\$36.57	\$28.66	\$40.53	\$36.22	\$76,063
Industrial Production Managers	11-3051	\$44.31	\$31.46	\$50.73	\$44.04	\$92,162
Inspectors, Testers, Sorters, Samplers, and Weighers	51-9061	\$18.27	\$15.35	\$19.73	\$17.91	\$38,006
Medical Scientists, Except Epidemiologists	19-1042	\$50.77	\$26.95	\$62.68	\$44.72	\$105,603
Natural Sciences Managers	11-9121	\$45.04	\$33.22	\$50.94	\$43.86	\$93,678
Nuclear Medicine Technologists	29-2033	\$29.37	\$19.79	\$34.16	\$28.81	\$61,091
Plant and System Operators, All Other	51-8099	\$20.01	\$15.74	\$22.15	\$19.89	\$41,625
Separating, Filtering, Clarifying, Precipitating, and Still Machine Setters, Operators, and Tenders	51-9012	\$21.26	\$16.29	\$23.74	\$21.26	\$44,211
Soil and Plant Scientists	19-1013	\$31.58	\$23.65	\$35.55	\$30.99	\$65,695
Veterinary Technologists and Technicians	29-2056	\$17.64	\$16.54	\$18.18	\$17.56	\$36,681
Water and Wastewater Treatment Plant and System Operators	51-8031	\$25.70	\$20.64	\$28.23	\$25.70	\$53,462

The 2021 Iowa Wage data for the Rock Rapids, IA Laborshed area was produced by the Labor Force & Occupational Analysis Bureau to provide communities local information on wages by occupation. The source of the wage and employment data is based on the May 2020 OES estimates. Additional occupational wage and employment data can be found at www.iowalmi.gov/laborshed.