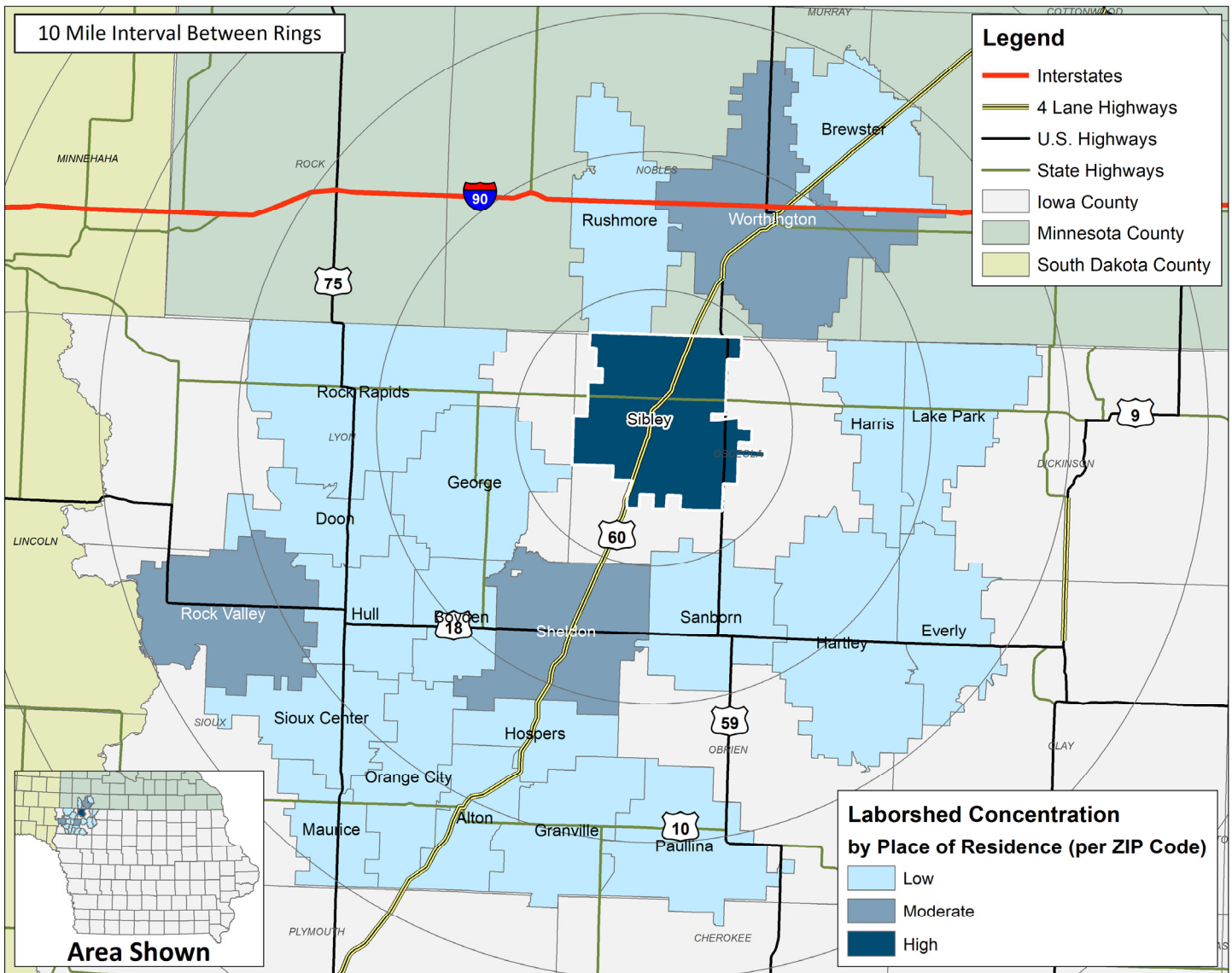


# LABOR CHARACTERISTICS

# ADVANCED MANUFACTURING

## SIBLEY, IA LABORSHED AREA

CONCENTRATION OF RESPONDENTS WITHIN THE LABORSHED AREA  
WITH TRANSFERABLE EXPERIENCE/SKILLS BY PLACE OF RESIDENCE



Workers who have transferable experience/skills in the industry are currently commuting an average of 14 miles one way for work. Those who are likely to change/accept employment are willing to commute an average of 20 miles one way for the right employment opportunity.

FOR MORE INFORMATION REGARDING THE SIBLEY, IA LABORSHED, CONTACT:

Osceola County Economic Development Commission  
300 7th Street  
Sibley, IA 51249

Phone: (712) 754-2523 | E-mail: [snepl@osceolacoia.org](mailto:snepl@osceolacoia.org)  
[www.osceolacountyia.gov](http://www.osceolacountyia.gov)

# LABOR CHARACTERISTICS



# ADVANCED MANUFACTURING

## ESTIMATED AVAILABLE LABOR PER OCCUPATIONAL CATEGORY:

- Architectural and Engineering Managers - 108
- Assemblers and Fabricators, All Other - 226
- Bus and Truck Mechanics and Diesel Engine Specialists - 113
- Crane and Tower Operators - 118
- Electrical and Electronic Engineering Technicians - 110
- Electricians - 337
- Engineering Technicians, Except Drafters, All Other - 112
- Engineers, All Other - 109
- First-Line Supervisors of Mechanics, Installers, and Repairers - 1,017
- First-Line Supervisors of Production and Operating Workers - 679
- Grinding, Lapping, Polishing, and Buffing Machine Tool Setters, Operators, and Tenders, Metal and Plastic - 114
- Heavy and Tractor-Trailer Truck Drivers - 1,130
- Industrial Engineers - 225
- Industrial Production Managers - 224
- Installation, Maintenance, and Repair Workers, All Other - 338
- Laborers and Freight, Stock, and Material Movers, Hand - 341
- Light Truck or Delivery Services Drivers - 452
- Machinists - 115
- Mechanical Engineering Technicians - 111
- Molding, Coremaking, and Casting Machine Setters, Operators, and Tenders, Metal and Plastic - 116
- Multiple Machine Tool Setters, Operators, and Tenders, Metal and Plastic - 117
- Production Workers, All Other - 1,129
- Team Assemblers - 339
- Welders, Cutters, Solderers, and Brazers - 340

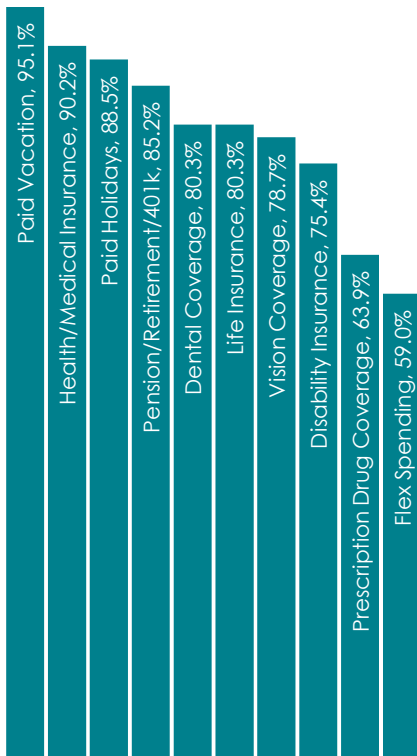
AN ESTIMATED TOTAL OF **8,020** PEOPLE IN THE LABORSHED AREA

## UNDEREMPLOYMENT (ESTIMATED):

- Low hours - 0.0%
- Low income - 1.4% (18)
- Mismatch of skills - 9.9% (129)
- Total - 11.3% (147)

*(Individuals counted only once when estimating Total Underemployment.)*

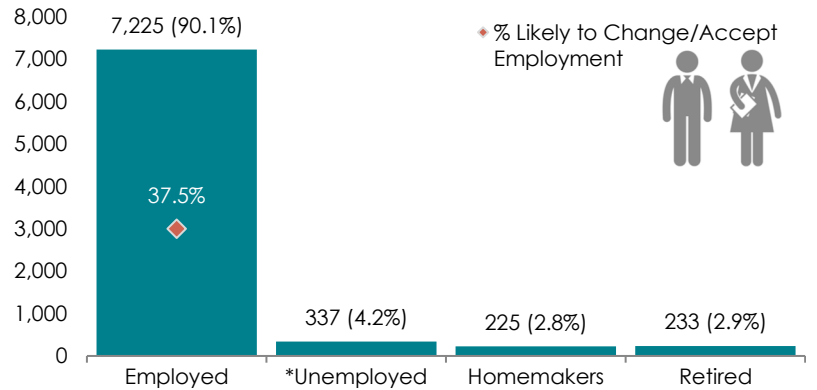
## CURRENT BENEFITS:



## DESIRED BENEFITS:



## ESTIMATED TOTAL BY EMPLOYMENT STATUS (PERCENTAGE):



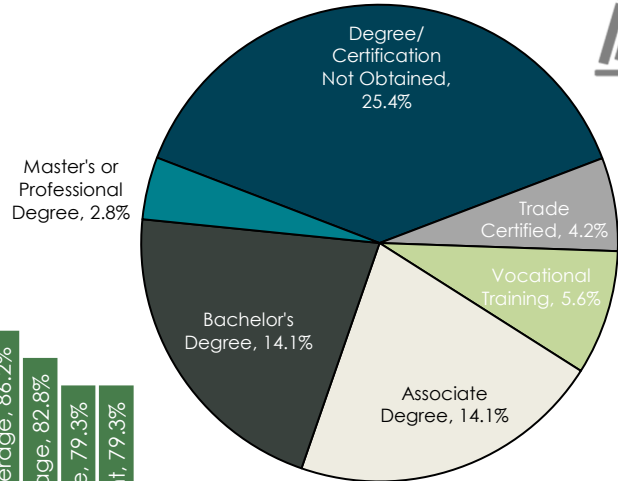
*\*Employment status is self-identified by the survey respondent. The unemployment percentage does not reflect the unemployment rate published by the U.S. Bureau of Labor Statistics, which applies a stricter definition.*

## EMPLOYMENT STATS:

- 69.0% paid an hourly wage
- 90.1% are/were employed full-time
- 9.9% are/were employed part-time
- 14.1% are/were self-employed
- 14.1% hold two or more jobs
- Currently working an average of 47 hours/week

## EDUCATIONAL LEVEL:

(66.2% HAVE AN EDUCATION BEYOND HIGH SCHOOL)



## TOP JOB SEARCH RESOURCES:

*(For those seeking employment opportunities, by use.)*

- Internet - 64.3%
  - [www.indeed.com](http://www.indeed.com)
  - [www.iowaworks.gov](http://www.iowaworks.gov)
  - Company/organization websites
- Networking through friends, family or acquaintances - 54.3%
- Newspapers - 35.7%
- Private Employment Services - 24.3%



# LABOR CHARACTERISTICS



# ADVANCED MANUFACTURING

OCCUPATION	OCCUPATIONAL CODE	MEAN WAGE	ENTRY WAGE	EXPERIENCED WAGE	MEDIAN WAGE	MEAN ANNUAL SALARY
Bus and Truck Mechanics and Diesel Engine Specialists	49-3031	\$23.86	\$19.73	\$25.92	\$23.42	\$49,619
Crushing, Grinding, and Polishing Machine Setters, Operators, and Tenders	51-9021	\$18.68	\$17.36	\$19.34	\$18.29	\$38,857
Cutting, Punching, and Press Machine Setters, Operators, and Tenders, Metal and Plastic	51-4031	\$17.22	\$13.65	\$19.00	\$16.44	\$35,809
Electrical Engineers	17-2071	\$43.70	\$35.50	\$47.80	\$44.58	\$90,893
First-Line Supervisors of Mechanics, Installers, and Repairers	49-1011	\$25.20	\$17.53	\$29.04	\$19.53	\$52,421
First-Line Supervisors of Production and Operating Workers	51-1011	\$28.99	\$20.60	\$33.19	\$28.30	\$60,305
Grinding, Lapping, Polishing, and Buffing Machine Tool Setters, Operators, and Tenders, Metal and Plastic	51-4033	\$15.86	\$10.28	\$18.65	\$16.97	\$32,991
Heavy and Tractor-Trailer Truck Drivers	53-3032	\$20.43	\$13.38	\$23.96	\$20.05	\$42,495
Helpers--Production Workers	51-9198	\$17.52	\$13.92	\$19.31	\$17.54	\$36,435
Industrial Engineering Technicians	17-3026	\$27.29	\$21.04	\$30.42	\$24.97	\$56,763
Industrial Engineers	17-2112	\$37.61	\$30.31	\$41.26	\$36.45	\$78,221
Industrial Machinery Mechanics	49-9041	\$22.95	\$18.24	\$25.30	\$22.93	\$47,729
Industrial Truck and Tractor Operators	53-7051	\$17.94	\$14.11	\$19.85	\$17.54	\$37,309
Inspectors, Testers, Sorters, Samplers, and Weighers	51-9061	\$19.18	\$15.81	\$20.86	\$18.54	\$39,895
Installation, Maintenance, and Repair Workers, All Other	49-9099	\$21.44	\$17.19	\$23.56	\$21.01	\$44,595
Laborers and Freight, Stock, and Material Movers, Hand	53-7062	\$17.33	\$12.20	\$19.90	\$17.38	\$36,047
Light Truck or Delivery Services Drivers	53-3033	\$16.84	\$11.70	\$19.40	\$17.10	\$35,020
Machinists	51-4041	\$19.80	\$15.95	\$21.73	\$19.27	\$41,191
Maintenance and Repair Workers, General	49-9071	\$18.45	\$12.85	\$21.26	\$17.97	\$38,383
Maintenance Workers, Machinery	49-9043	\$20.92	\$16.99	\$22.88	\$21.15	\$43,512
Mechanical Drafters	17-3013	\$21.95	\$17.46	\$24.19	\$21.36	\$45,646
Mechanical Engineers	17-2141	\$33.64	\$22.56	\$39.18	\$34.56	\$69,967
Mixing and Blending Machine Setters, Operators, and Tenders	51-9023	\$17.02	\$13.40	\$18.83	\$17.06	\$35,398
Molding, Coremaking, and Casting Machine Setters, Operators, and Tenders, Metal and Plastic	51-4072	\$14.37	\$11.55	\$15.78	\$13.71	\$29,885
Multiple Machine Tool Setters, Operators, and Tenders, Metal and Plastic	51-4081	\$18.85	\$15.01	\$20.78	\$18.94	\$39,218
Packaging and Filling Machine Operators and Tenders	51-9111	\$15.21	\$13.83	\$15.90	\$14.77	\$31,639
Packers and Packers, Hand	53-7064	\$15.55	\$12.82	\$16.92	\$15.22	\$32,353
Structural Metal Fabricators and Fitters	51-2041	\$17.78	\$15.82	\$18.75	\$17.63	\$36,972
Tool and Die Makers	51-4111	\$21.38	\$17.69	\$23.23	\$21.09	\$44,469
Water and Wastewater Treatment Plant and System Operators	51-8031	\$25.91	\$21.61	\$28.06	\$25.56	\$53,893
Welders, Cutters, Solderers, and Brazers	51-4121	\$21.06	\$16.29	\$23.44	\$19.99	\$43,799
Welding, Soldering, and Brazing Machine Setters, Operators, and Tenders	51-4122	\$20.14	\$17.34	\$21.55	\$19.63	\$41,898

The 2021 Iowa Wage data for the Sibley, IA Laborshed area was produced by the Labor Force & Occupational Analysis Bureau to provide communities local information on wages by occupation. The source of the wage and employment data is based on the May 2020 OES estimates. Additional occupational wage and employment data can be found at [www.iowalmi.gov/laborshed](http://www.iowalmi.gov/laborshed).