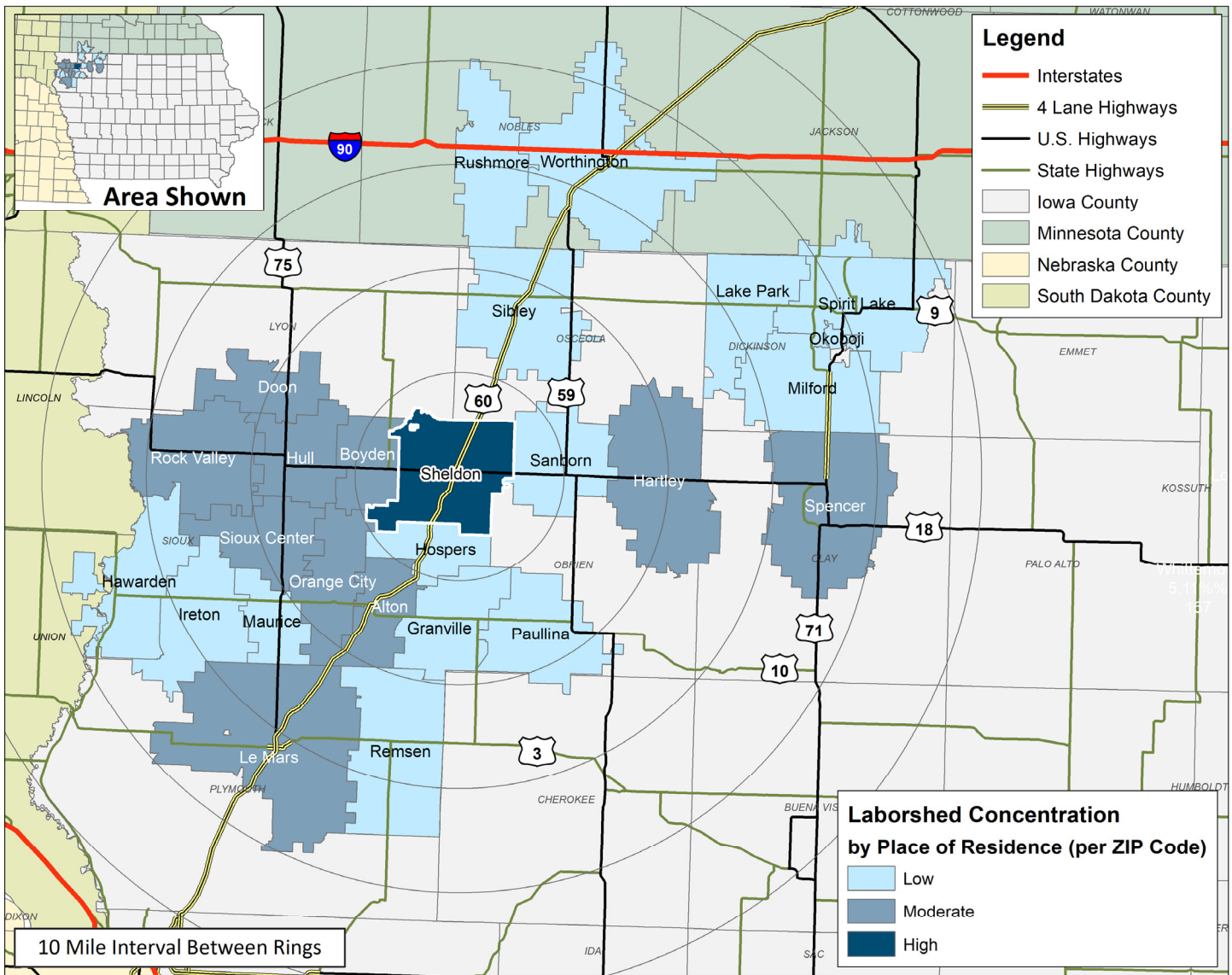


LABOR CHARACTERISTICS

ADVANCED MANUFACTURING

SHELDON, IA LABORSHED AREA

CONCENTRATION OF RESPONDENTS WITHIN THE LABORSHED AREA
WITH TRANSFERABLE EXPERIENCE/SKILLS BY PLACE OF RESIDENCE



Workers who have transferable experience/skills in the industry are currently commuting an average of 14 miles one way for work. Those who are likely to change/accept employment are willing to commute an average of 26 miles one way for the right employment opportunity.

FOR MORE INFORMATION REGARDING THE SHELDON, IA LABORSHED, CONTACT:

Sheldon Chamber and Development Corporation
416 9th St | PO Box 276 | Sheldon, IA 51201
Phone: (712) 324-2813 | E-mail: cstrouth@cityofsheldon.com
www.sheldoniowa.com

LABOR CHARACTERISTICS



ADVANCED MANUFACTURING

ESTIMATED AVAILABLE LABOR PER OCCUPATIONAL CATEGORY:

- Architectural and Engineering Managers - 187
- Crane and Tower Operators - 382
- Electricians - 379
- Engineers, All Other - 378
- First-Line Supervisors of Mechanics, Installers, and Repairers - 570
- First-Line Supervisors of Production and Operating Workers - 949
- Heavy and Tractor-Trailer Truck Drivers - 1,710
- Industrial Engineers - 188
- Industrial Production Managers - 569
- Installation, Maintenance, and Repair Workers, All Other - 759
- Laborers and Freight, Stock, and Material Movers, Hand - 950
- Light Truck or Delivery Services Drivers - 381
- Machinists - 191
- Mechanical Engineering Technicians - 189
- Molding, Coremaking, and Casting Machine Setters, Operators, and Tenders, Metal and Plastic - 380
- Packers and Packagers, Hand - 193
- Plating and Coating Machine Setters, Operators, and Tenders, Metal and Plastic - 192
- Production Workers, All Other - 1,330
- Team Assemblers - 190
- Welders, Cutters, Solderers, and Brazers - 760

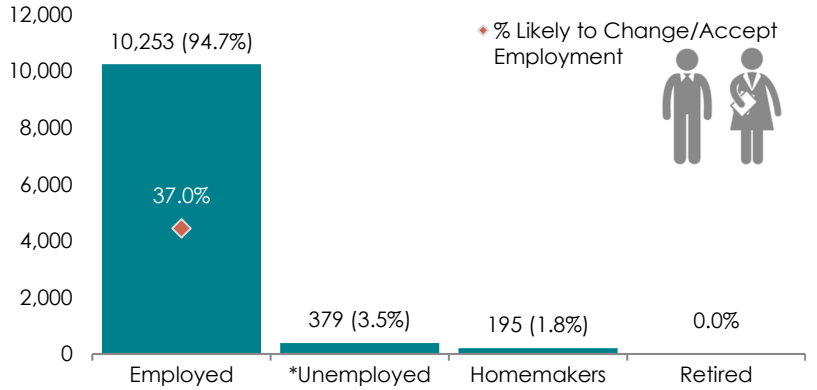
AN ESTIMATED TOTAL OF **10,827** PEOPLE IN THE LABORSHED AREA

UNDEREMPLOYMENT (ESTIMATED):

- Low hours - 1.8% (26)
- Low income - 0.0%
- Mismatch of skills - 14.0% (204)
- Total - 15.8% (230)

(Individuals counted only once when estimating Total Underemployment.)

ESTIMATED TOTAL BY EMPLOYMENT STATUS (PERCENTAGE):



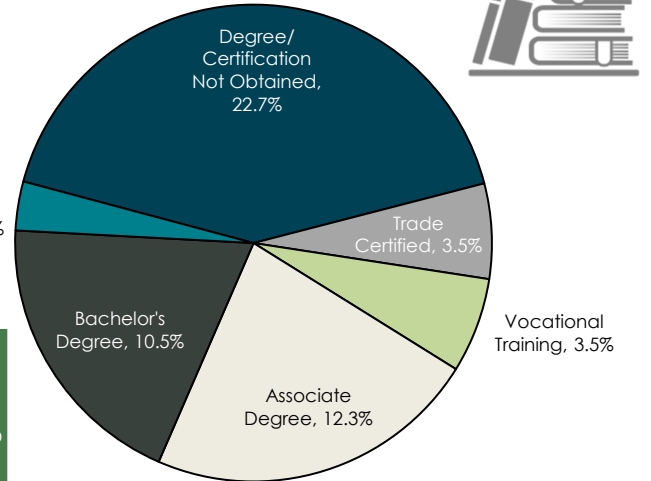
**Employment status is self-identified by the survey respondent. The unemployment percentage does not reflect the unemployment rate published by the U.S. Bureau of Labor Statistics, which applies a stricter definition.*

EMPLOYMENT STATS:

- 68.4% paid an hourly wage
- 91.2% are/were employed full-time
- 8.8% are/were employed part-time
- 13.0% are/were self-employed
- 11.1% hold two or more jobs
- Currently working an average of 46 hours/week

EDUCATIONAL LEVEL:

(54.3% HAVE AN EDUCATION BEYOND HIGH SCHOOL)



CURRENT BENEFITS:



DESIRED BENEFITS:



TOP JOB SEARCH RESOURCES:

(For those seeking employment opportunities, by use.)

- Internet - 73.2%
 - www.indeed.com
 - www.facebook.com
 - www.monster.com
- Networking through friends, family or acquaintances - 42.9%
- Newspapers - 32.1%
- IowaWORKS Centers - 17.9%



LABOR CHARACTERISTICS



ADVANCED MANUFACTURING

OCCUPATION	OCCUPATIONAL CODE	MEAN WAGE	ENTRY WAGE	EXPERIENCED WAGE	MEDIAN WAGE	MEAN ANNUAL SALARY
Bus and Truck Mechanics and Diesel Engine Specialists	49-3031	\$21.84	\$15.79	\$24.87	\$22.17	\$45,437
Crushing, Grinding, and Polishing Machine Setters, Operators, and Tenders	51-9021	\$18.54	\$16.70	\$19.45	\$18.27	\$38,555
Cutting, Punching, and Press Machine Setters, Operators, and Tenders, Metal and Plastic	51-4031	\$17.22	\$13.65	\$19.00	\$16.44	\$35,809
Electrical and Electronic Engineering Technicians	17-3023	\$27.75	\$20.42	\$31.42	\$27.10	\$57,723
Electrical Engineers	17-2071	\$43.79	\$35.90	\$47.74	\$44.70	\$91,089
First-Line Supervisors of Mechanics, Installers, and Repairers	49-1011	\$26.62	\$17.53	\$31.16	\$20.60	\$55,365
First-Line Supervisors of Production and Operating Workers	51-1011	\$28.98	\$21.06	\$32.95	\$28.19	\$60,289
Grinding, Lapping, Polishing, and Buffing Machine Tool Setters, Operators, and Tenders, Metal and Plastic	51-4033	\$15.86	\$10.28	\$18.65	\$16.97	\$32,991
Heavy and Tractor-Trailer Truck Drivers	53-3032	\$19.57	\$12.06	\$23.32	\$19.72	\$40,702
Helpers--Production Workers	51-9198	\$18.22	\$14.28	\$20.20	\$17.96	\$37,903
Industrial Engineering Technicians	17-3026	\$27.29	\$21.04	\$30.42	\$24.97	\$56,763
Industrial Engineers	17-2112	\$39.27	\$30.64	\$43.58	\$37.29	\$81,673
Industrial Machinery Mechanics	49-9041	\$24.89	\$19.64	\$27.52	\$25.57	\$51,778
Industrial Truck and Tractor Operators	53-7051	\$18.68	\$14.57	\$20.74	\$18.38	\$38,863
Inspectors, Testers, Sorters, Samplers, and Weighers	51-9061	\$20.00	\$15.76	\$22.12	\$18.80	\$41,599
Installation, Maintenance, and Repair Workers, All Other	49-9099	\$22.19	\$17.69	\$24.45	\$21.59	\$46,164
Laborers and Freight, Stock, and Material Movers, Hand	53-7062	\$17.72	\$13.87	\$19.64	\$17.85	\$36,848
Light Truck or Delivery Services Drivers	53-3033	\$16.69	\$11.63	\$19.21	\$16.91	\$34,706
Machinists	51-4041	\$20.14	\$16.05	\$22.19	\$19.60	\$41,900
Maintenance and Repair Workers, General	49-9071	\$18.57	\$12.86	\$21.43	\$18.10	\$38,629
Maintenance Workers, Machinery	49-9043	\$27.32	\$20.51	\$30.72	\$27.70	\$56,827
Mechanical Drafters	17-3013	\$21.98	\$17.44	\$24.24	\$21.29	\$45,711
Mechanical Engineers	17-2141	\$34.55	\$23.21	\$40.22	\$35.15	\$71,855
Mixing and Blending Machine Setters, Operators, and Tenders	51-9023	\$18.22	\$13.96	\$20.36	\$17.64	\$37,908
Molding, Coremaking, and Casting Machine Setters, Operators, and Tenders, Metal and Plastic	51-4072	\$14.45	\$11.66	\$15.85	\$13.84	\$30,058
Multiple Machine Tool Setters, Operators, and Tenders, Metal and Plastic	51-4081	\$18.85	\$15.01	\$20.78	\$18.94	\$39,218
Packaging and Filling Machine Operators and Tenders	51-9111	\$15.22	\$13.88	\$15.89	\$14.81	\$31,659
Packers and Packers, Hand	53-7064	\$14.66	\$11.45	\$16.27	\$14.21	\$30,496
Production Workers, All Other	51-9199	\$20.26	\$15.09	\$22.85	\$18.96	\$42,146
Separating, Filtering, Clarifying, Precipitating, and Still Machine Setters, Operators, and Tenders	51-9012	\$22.19	\$18.52	\$24.03	\$22.04	\$46,165
Structural Metal Fabricators and Fitters	51-2041	\$17.78	\$15.82	\$18.75	\$17.63	\$36,972
Tool and Die Makers	51-4111	\$21.38	\$17.69	\$23.23	\$21.09	\$44,469
Water and Wastewater Treatment Plant and System Operators	51-8031	\$25.87	\$21.33	\$28.13	\$25.32	\$53,801
Welders, Cutters, Solderers, and Brazers	51-4121	\$21.19	\$16.41	\$23.58	\$20.21	\$44,075
Welding, Soldering, and Brazing Machine Setters, Operators, and Tenders	51-4122	\$20.14	\$17.34	\$21.55	\$19.63	\$41,898

The 2021 Iowa Wage data for the Sheldon, IA Laborshed area was produced by the Labor Force & Occupational Analysis Bureau to provide communities local information on wages by occupation. The source of the wage and employment data is based on the May 2020 OES estimates. Additional occupational wage and employment data can be found at www.iowalmi.gov/laborshed.