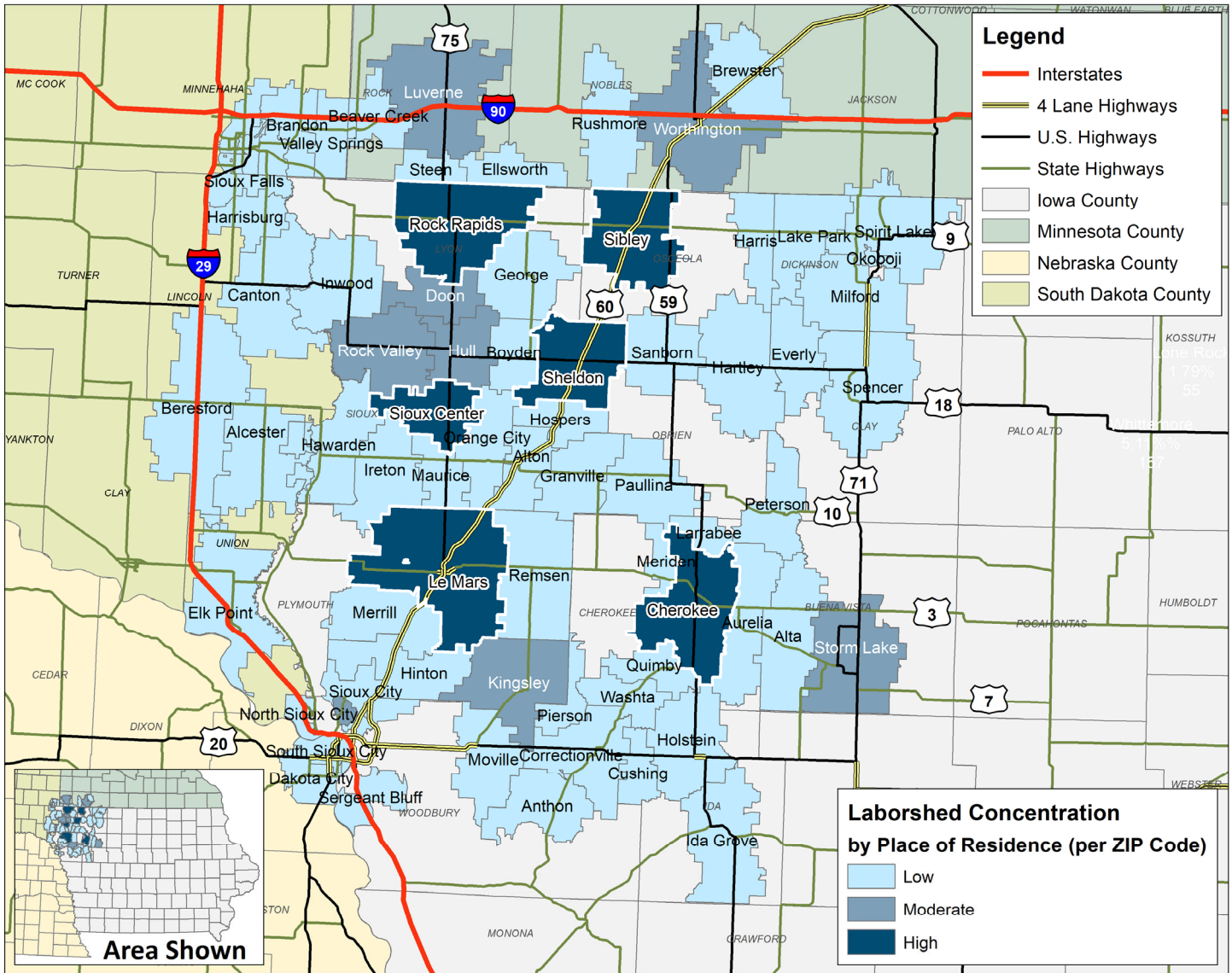


# LABOR CHARACTERISTICS

# ADVANCED MANUFACTURING

## NORTHWEST IOWA DEVELOPMENT REGIONAL LABORSHED AREA

CONCENTRATION OF RESPONDENTS WITHIN THE LABORSHED AREA  
WITH TRANSFERABLE EXPERIENCE/SKILLS BY PLACE OF RESIDENCE



Workers who have transferable experience/skills in the industry are currently commuting an average of 14 miles one way for work. Those who are likely to change/accept employment are willing to commute an average of 25 miles one way for the right employment opportunity.

FOR MORE INFORMATION REGARDING THE NORTHWEST IOWA DEVELOPMENT REGIONAL LABORSHED, CONTACT:

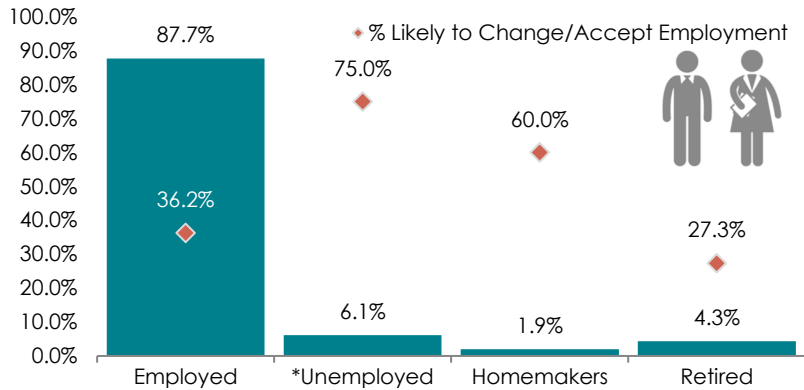
# LABOR CHARACTERISTICS

## ADVANCED MANUFACTURING

### ESTIMATED AVAILABLE LABOR PER OCCUPATIONAL CATEGORY:

- Architectural & Engineering Managers - 0.8%
- Assemblers & Fabricators - 1.1%
- Bus & Truck Mechanics & Diesel Engine Specialists - 2.7%
- Cooling & Freezing Equipment Operators & Tenders - 0.4%
- Crane & Tower Operators - 0.8%
- Crushing, Grinding, & Polishing Machine Operators - 0.8%
- Cutting & Slicing Machine Operators - 0.4%
- Electrical & Electronic Engineering Techs - 0.8%
- Electrical Engineers - 0.4%
- Electricians - 2.7%
- Electro-Mechanical Techs - 0.4%
- Engineering Techs, Except Drafters, All Other - 1.5%
- Engineers, All Other - 5.4%
- Grinding & Polishing Workers, Hand - 0.4%
- Grinding, Lapping, Polishing, & Buffing Machine Tool Operators - 0.4%
- Heavy & Tractor-Trailer Truck Drivers - 18.8%
- Industrial Engineers - 1.5%
- Industrial Machinery Mechanics - 0.4%
- Industrial Production Managers - 3.8%
- Industrial Truck & Tractor Operators - 0.8%
- Inspectors & Testers - 1.1%
- Installation, Maintenance, & Repair Workers, All Other - 6.5%
- Laborers & Freight, Stock, & Material Movers, Hand - 6.5%
- Light Truck or Delivery Services Drivers - 3.4%
- Machinists - 1.5%
- Materials Engineers - 0.4%
- Mechanical Engineering Techs - 0.4%
- Mechanical Engineers - 0.4%
- Molders, Shapers, & Casters, Except Metal & Plastic - 0.4%
- Molding, Coremaking, & Casting Machine Operators - 0.8%
- Multiple Machine Tool Operators - 1.5%
- Packaging & Filling Machine Operators - 0.4%
- Packers & Packagers, Hand - 1.5%
- Plating & Coating Machine Operators - 0.4%
- Production Workers, All Other - 10.3%
- Separating, Filtering, Clarifying, Precipitating, & Still Machine Operators - 0.4%
- Supervisors of Mechanics, Installers, & Repairers - 8.4%
- Supervisors of Production & Operating Workers - 5.7%
- Tank Car, Truck, & Ship Loaders - 0.8%
- Team Assemblers - 1.9%
- Welders, Cutters, Solderers, & Brazers - 3.1%

### ESTIMATED TOTAL BY EMPLOYMENT STATUS (PERCENTAGE):



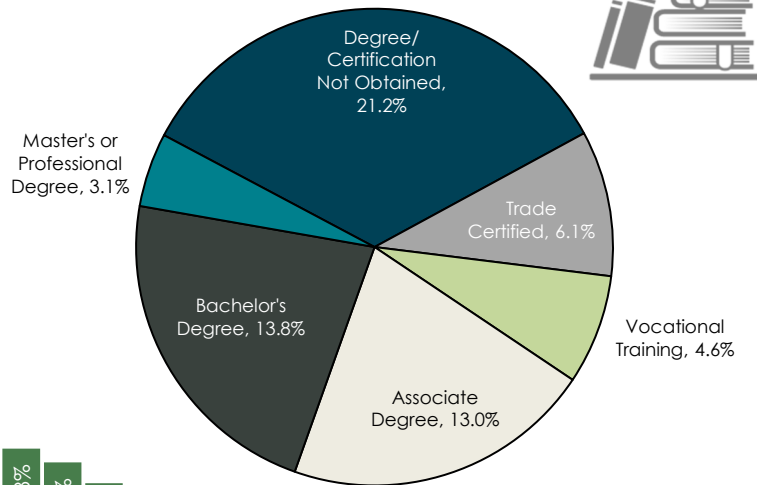
\*Employment status is self-identified by the survey respondent. The unemployment percentage does not reflect the unemployment rate published by the U.S. Bureau of Labor Statistics, which applies a stricter definition.

### EMPLOYMENT STATS:

- 61.3% paid an hourly wage
- 92.7% are/were employed full-time
- 7.3% are/were employed part-time
- 14.0% are/were self-employed
- 14.0% hold two or more jobs
- Currently working an average of 49 hours/week

### EDUCATIONAL LEVEL:

(61.8% HAVE AN EDUCATION BEYOND HIGH SCHOOL)



### UNDEREMPLOYMENT (ESTIMATED):


- Low hours - 0.8%
- Mismatch of skills - 6.5%
- Low income - 0.8%
- Total - 8.0%

(Individuals counted only once when estimating Total Underemployment.)

### CURRENT BENEFITS:



### DESIRED BENEFITS:



### TOP JOB SEARCH RESOURCES:

(For those seeking employment opportunities, by use.)

- Internet - 74.6%
  - [www.indeed.com](http://www.indeed.com)
  - [www.linkedin.com](http://www.linkedin.com)
  - [www.facebook.com](http://www.facebook.com)
- Networking through friends, family or acquaintances - 48.0%
- Newspapers - 31.0%
- IowaWORKS Centers - 25.8%



# LABOR CHARACTERISTICS



# ADVANCED MANUFACTURING

OCCUPATION	OCCUPATIONAL CODE	MEAN WAGE	ENTRY WAGE	EXPERIENCED WAGE	MEDIAN WAGE	MEAN ANNUAL SALARY
Architectural and Engineering Managers	11-9041	\$61.79	\$42.73	\$71.32	\$61.87	\$128,532
Bus and Truck Mechanics and Diesel Engine Specialists	49-3031	\$23.58	\$17.55	\$26.60	\$23.29	\$49,049
Chemical Equipment Operators and Tenders	51-9011	\$27.72	\$18.18	\$32.49	\$28.05	\$57,653
Cleaning, Washing, and Metal Pickling Equipment Operators and Tenders	51-9192	\$16.50	\$11.62	\$18.94	\$15.33	\$34,317
Computer Hardware Engineers	17-2061	\$45.10	\$36.08	\$49.61	\$44.44	\$93,810
Conveyor Operators and Tenders	53-7011	\$16.20	\$13.78	\$17.41	\$16.24	\$33,698
Cooling and Freezing Equipment Operators and Tenders	51-9193	\$20.47	\$17.18	\$22.12	\$20.13	\$42,576
Crane and Tower Operators	53-7021	\$26.79	\$19.80	\$30.29	\$25.83	\$55,733
Crushing, Grinding, and Polishing Machine Setters, Operators, and Tenders	51-9021	\$19.38	\$16.87	\$20.64	\$18.94	\$40,313
Cutting, Punching, and Press Machine Setters, Operators, and Tenders, Metal and Plastic	51-4031	\$18.47	\$15.18	\$20.11	\$18.08	\$38,414
Electrical and Electronic Engineering Technicians	17-3023	\$31.76	\$21.49	\$36.90	\$32.83	\$66,070
Electrical and Electronics Repairers, Commercial and Industrial Equipment	49-2094	\$25.37	\$19.83	\$28.14	\$25.39	\$52,777
Electrical Engineers	17-2071	\$44.80	\$34.42	\$49.99	\$44.81	\$93,188
Electricians	47-2111	\$24.08	\$17.22	\$27.51	\$23.69	\$50,089
Electronics Engineers, Except Computer	17-2072	\$42.31	\$33.49	\$46.72	\$41.24	\$88,003
Engine and Other Machine Assemblers	51-2031	\$20.10	\$17.58	\$21.36	\$19.46	\$41,804
Engineers, All Other	17-2199	\$42.06	\$32.52	\$46.83	\$44.04	\$87,476
Extruding and Drawing Machine Setters, Operators, and Tenders, Metal and Plastic	51-4021	\$17.62	\$13.89	\$19.48	\$17.19	\$36,641
First-Line Supervisors of Mechanics, Installers, and Repairers	49-1011	\$32.54	\$19.42	\$39.10	\$33.40	\$67,678
First-Line Supervisors of Production and Operating Workers	51-1011	\$30.22	\$23.22	\$33.72	\$29.27	\$62,860
Foundry Mold and Coremakers	51-4071	\$17.49	\$13.81	\$19.33	\$17.03	\$36,378
Grinding, Lapping, Polishing, and Buffing Machine Tool Setters, Operators, and Tenders, Metal and Plastic	51-4033	\$15.35	\$10.92	\$17.56	\$15.86	\$31,924
Heavy and Tractor-Trailer Truck Drivers	53-3032	\$21.04	\$14.51	\$24.31	\$21.11	\$43,765
Helpers--Production Workers	51-9198	\$18.69	\$13.82	\$21.12	\$18.23	\$38,867
Industrial Engineering Technicians	17-3026	\$22.91	\$17.81	\$25.46	\$22.12	\$47,648
Industrial Engineers	17-2112	\$40.49	\$30.39	\$45.55	\$38.56	\$84,227
Industrial Machinery Mechanics	49-9041	\$24.92	\$20.00	\$27.39	\$25.04	\$51,840
Industrial Production Managers	11-3051	\$49.88	\$32.92	\$58.36	\$46.60	\$103,752
Industrial Truck and Tractor Operators	53-7051	\$18.37	\$14.13	\$20.49	\$17.98	\$38,214
Inspectors, Testers, Sorters, Samplers, and Weighers	51-9061	\$19.29	\$15.09	\$21.39	\$18.20	\$40,130
Installation, Maintenance, and Repair Workers, All Other	49-9099	\$22.32	\$17.01	\$24.97	\$21.99	\$46,422
Machine Feeders and Offbearers	53-7063	\$16.65	\$14.12	\$17.91	\$17.15	\$36,629
Machinists	51-4041	\$20.07	\$16.47	\$21.87	\$19.41	\$41,745
Maintenance Workers, Machinery	49-9043	\$24.28	\$17.59	\$27.63	\$23.66	\$50,511
Mechanical Drafters	17-3013	\$23.97	\$18.19	\$26.86	\$23.08	\$49,864
Mechanical Engineering Technicians	17-3027	\$22.18	\$16.27	\$25.14	\$21.85	\$46,138
Mechanical Engineers	17-2141	\$37.11	\$27.49	\$41.91	\$36.44	\$77,179
Millwrights	49-9044	\$22.10	\$16.63	\$24.83	\$21.31	\$45,964
Mixing and Blending Machine Setters, Operators, and Tenders	51-9023	\$19.17	\$15.23	\$21.14	\$18.42	\$39,871
Molders, Shapers, and Casters, Except Metal and Plastic	51-9195	\$15.00	\$13.91	\$15.54	\$14.64	\$31,193
Multiple Machine Tool Setters, Operators, and Tenders, Metal and Plastic	51-4081	\$20.41	\$16.32	\$22.45	\$20.36	\$42,445
Packaging and Filling Machine Operators and Tenders	51-9111	\$16.40	\$13.74	\$17.72	\$16.52	\$34,104
Plant and System Operators, All Other	51-8099	\$28.48	\$18.15	\$33.65	\$30.24	\$59,242
Plating and Coating Machine Setters, Operators, and Tenders, Metal and Plastic	51-4193	\$19.11	\$15.28	\$21.02	\$19.49	\$39,740
Production Workers, All Other	51-9199	\$16.15	\$11.53	\$18.46	\$14.90	\$33,593
Rolling Machine Setters, Operators, and Tenders, Metal and Plastic	51-4023	\$19.98	\$13.91	\$23.01	\$20.35	\$41,560
Separating, Filtering, Clarifying, Precipitating, and Still Machine Setters, Operators, and Tenders	51-9012	\$22.13	\$17.67	\$24.36	\$22.18	\$46,038
Structural Metal Fabricators and Fitters	51-2041	\$19.02	\$16.24	\$20.41	\$18.60	\$39,556
Tool and Die Makers	51-4111	\$23.28	\$18.85	\$25.50	\$22.73	\$48,422
Tool Grinders, Filers, and Sharpeners	51-4194	\$19.24	\$16.80	\$20.46	\$18.67	\$40,009
Water and Wastewater Treatment Plant and System Operators	51-8031	\$24.83	\$19.99	\$27.26	\$24.57	\$51,654
Welders, Cutters, Solderers, and Brazers	51-4121	\$20.64	\$16.59	\$22.67	\$19.82	\$42,934
Welding, Soldering, and Brazing Machine Setters, Operators, and Tenders	51-4122	\$19.42	\$16.81	\$20.73	\$19.26	\$40,395

The 2021 Iowa Wage data for the Northwest Iowa Development Regional Laborshed area was produced by the Labor Force & Occupational Analysis Bureau to provide communities local information on wages by occupation. The source of the wage and employment data is based on the May 2020 OES estimates. Additional occupational wage and employment data can be found at [www.iowalmi.gov/laborshed](http://www.iowalmi.gov/laborshed).